

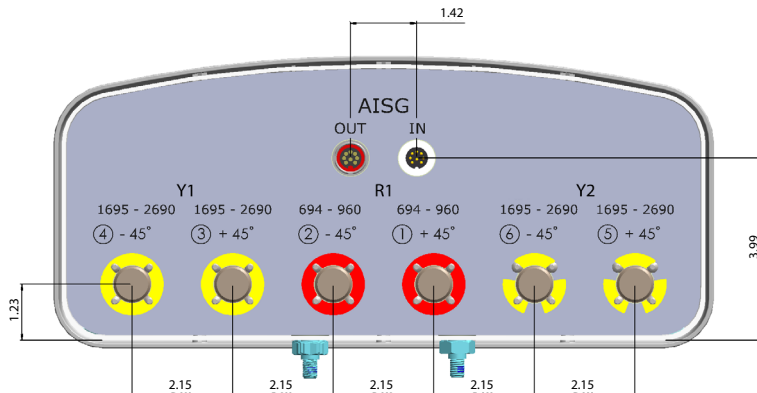
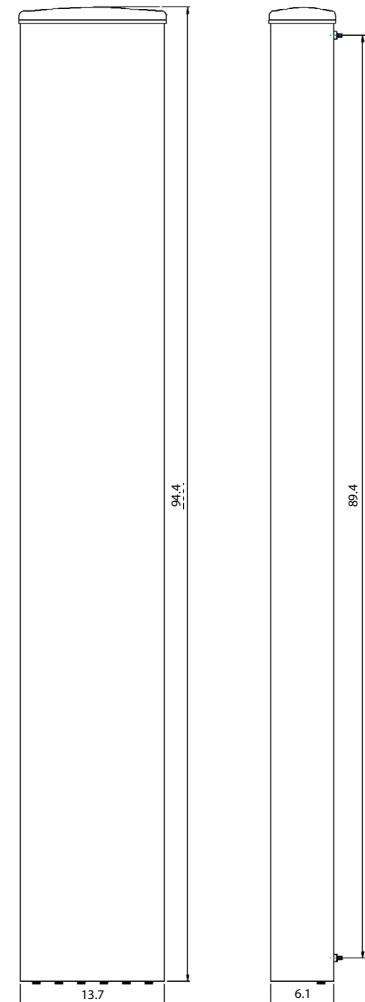

Filtronic Next Generation Base Station Antennas

- Innovative Ultra Wide Band Slotted Disc Antenna Technology.
- High Gain Over An Extended Tilt Range.
- Fully Integrated Remote Electrical Tilt, AISG Compatible.
- Supports MIMO: 2x2 on Low Band and 4x4 on High Band.

	LB R1	HB Y1	HB Y2
Frequency Range	694-960	1695-2690	1695-2690
Gain Over All Tilts [dBi]	17.0	18.0	18.0
Polarization	X	X	X
Azimuth Beamwidth [°]	65	65	65
Electrical Downtilt [°]	2-12	2-12	2-12
Ports Per Band	2	2	2

Specifications and Layouts

MECHANICAL SPECIFICATIONS	
Antenna Dimensions: Length, Width, Depth [in]	94.4 x 13.7 x 6.1
Net Weight (Antenna) [lb]	59.5
Connector Type	4.3-10 Female
Connector Quantity	6
Connector Position	Bottom
Windload, Calculation [mph]	93.2
Windload, Maximum [lbf]	301.5
Windload, Frontal [lbf]	241.9
Windload, Lateral [lbf]	40.2
Survival Wind Speed [mph]	150
Radome Material	GRP
Radome Color [RAL]	7035 (Light Gray)
Product Environmental Compliance	RoHS
Mechanical Distance Between Mounting Points - Antenna [in]	89.4
Lightning Protection	DC Ground
REMOTE ELECTRICAL TILT (RET) INFORMATION	
Type	Integrated, Non-Removable
Power Input	10 - 30V DC
Protocol	3GPP/AISG2.0
RET Interface	8-Pin DIN
RET Interface (Quantity)	2 (1 Male + 1 Female)



ELECTRICAL SPECIFICATIONS		LB R1			HB Y1/Y2				
Frequency Range [MHz]		694-746	746-806	806-894	1695-1780	1850-1995	2095-2200	2300-2400	2496-2690
Gain, Average [dBi]	Min Tilt	16.5	16.6	16.8	17.1	17.5	18.0	18.1	18.3
	Mid Tilt	16.7	16.8	17.0	17.3	17.7	18.2	18.3	18.5
	Max Tilt	16.5	16.6	16.8	17.1	17.5	18.0	18.1	18.1
Gain, Over All Tilts [dBi]		16.6 ±0.5	16.7 ±0.5	16.9 ±0.5	17.2 ±0.5	17.6 ±0.5	18.1 ±0.5	18.2 ±0.5	18.3 ±0.5
Azimuth Beamwidth [°]		70.0 ±5.0	68.0 ±5.0	66.0 ±5.0	69.0 ±5.0	65.0 ±5.0	65.0 ±5.0	62.0 ±5.0	60.0 ±5.0
Elevation Beamwidth [°]		8.0 ±0.5	7.5 ±0.5	7.0 ±0.5	5.5 ±0.5	5.2 ±0.5	5.0 ±0.5	4.7 ±0.5	4.5 ±0.5
Electrical Downtilt [°]		2-12			2x 2-12				
Elevation Downtilt Deviation [°]		0.5	0.5	0.5	0.5	0.5	0.5	0.5	0.5
Front-to-Back Ratio, Total Power, ±30° [dB]		25	25	25	25	25	25	25	25
Cross Polar Discrimination Over Sector [dB]		10	10	10	10	10	10	10	8
First Upper Side Lobe Suppression [dB]		17	17	17	17	17	17	17	17
Upper Side Lobe Suppression [dB]		15	15	15	15	15	15	15	15
Polarization [°]		±45			±45				
Impedance [Ω]		50			50				
VSWR		< 1.5:1			< 1.5:1				
Return Loss [dB]		< -14.0			< -14.0				
Cross Polar Isolation [dB]		30			30				
Interband Isolation [dB]		35			35				
Passive Intermodulation [dBc]		< -153			< -153				
Maximum Effective Power Per Port [W]		350			350				

PRODUCT VARIANT	
Single RET Firmware Configuration	P6BTLU01-V1-Px

SHIPPING VARIANT	
Packing Size: Length, Width, Depth [in]	111.9 x 19.7 x 11.8
No Bracket: Shipping Weight [lb], P/N	72.8 P6BTLU01-V1-P1
Fixed Bracket: Shipping Weight [lb], P/N	77.2 P6BTLU01-V1-P2
Tilt Bracket: Shipping Weight [lb], P/N	81.6 P6BTLU01-V1-P3

ENVIRONMENTAL COMPLIANCE	
ETSI EN300019-1-1 for Storage	Class 1.2
ETSI EN300019-1-2 for Transportation	Class 2.3
ETSI EN300019-1-4 for Environmental Conditions	Class 4.1E
Cold Temperature Survival [°F]	-40
Hot Temperature Survival [°F]	140

Network planning files and datasheet in NGMN XML formats are available on request by email.

Filtronic follows the definitions and recommendations per NGMN P-Basta version 10.0 (www.ngmn.org) within parameters shown on this datasheet.

All specifications are subject to change without notice. Visit www.filtronic.com for the most current datasheets.

Contact Us

700 Marvel Rd | Salisbury | MD 21801 | USA

Tel: +1 410 202 8811

Email: fwlsales@filtronic.com

Revised: 10 June 2019

© 2019 Filtronic plc. All rights reserved.

