

PCC030-V2 PCS A + C Block Twin MIMO Same Band Combiner

Features


- **Low Loss MIMO Combiner for LTE Overlay**
- **Low Loss (≤ 0.55 dB maximum)**
- **High Isolation (≥ 30 dB under all conditions)**
- **DC/AISG Pass Thru via LTE Port Inputs**
- **Duplexed Inputs for Universal Installation**
- **Twin Sealed to IP67 for Indoor or Outdoor Use**

Uplink (Rx) Specifications

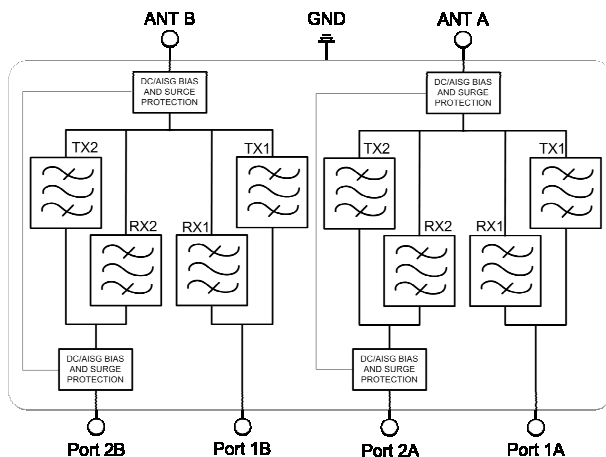
Frequency Range Rx1 (Ports 2A/2B)	1850.0- 1865.0 MHz
Port 2A/2B Insertion Loss	0.55 dB max. (0.40 dB typ.) over any 5 MHz LTE channel
Frequency Range Rx2 (Ports 1A/1B)	1895.0 - 1910.0 MHz
Port 1A/1B Insertion Loss	0.55 dB max. (0.40 dB typ.) over any 1.25 MHz CDMA channel
Return Loss	18 dB min. (20 dB typ.)
Rx-Rx/Tx Isolation	30 dB min. (32 dB typ.)

Downlink (Tx) Specifications

Frequency Range Tx1 (Ports 2A/2B)	1930.0- 1945.0 MHz
Port 2A/2B Insertion Loss	0.55 dB max. (0.40 dB typ.) over any 5 MHz LTE channel
Frequency Range Tx2 (Ports 1A/1B)	1975.0 - 1990.0 MHz
Port 1A/1B Insertion Loss	0.55 dB max. (0.40 dB typ.) over any 1.25 MHz CDMA channel
Return Loss	18 dB min. (20 dB typ.)
Tx-Tx/Rx Isolation	30 dB min. (32 dB typ.)
IMD in Rx Band	-117dBm max. (2x+43dBm tones)
Port 1/2 Tx Input Power	150W RMS, min., 2.5KW PEP, min.
Power Conditions	2:1 Antenna VSWR, +50C case temp & 2500m altitude



Product Block Diagram



EMEA

Filtronic Wireless Ltd
Unit 3, Airport West
Lancaster Way,
Yeadon, Leeds LS19 7ZA
United Kingdom
+44 (0)113 220 0000

Americas

Filtronic Wireless Inc.
700 Marvel Rd
Salisbury, MD 21801
United States of America
+1 410 202 8811

All rights reserved - Specifications are subject to change



DTS-PCC030-V2-1

PCC030-V2 PCS A + C Block Twin MIMO Same Band Combiner

DC/AISG Specifications

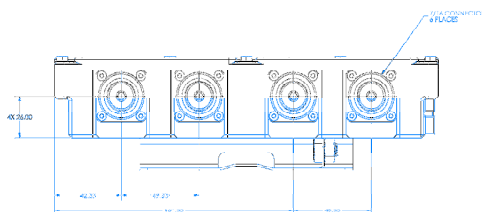
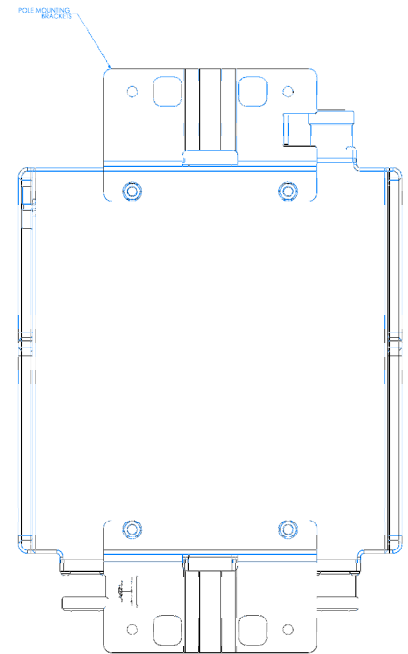
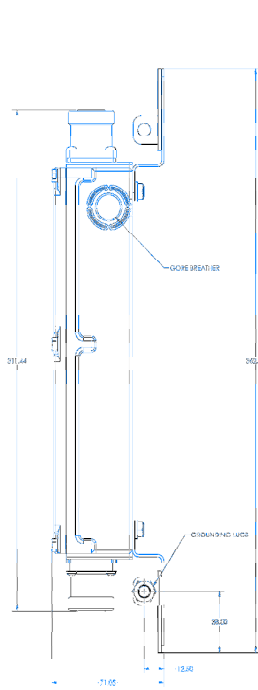
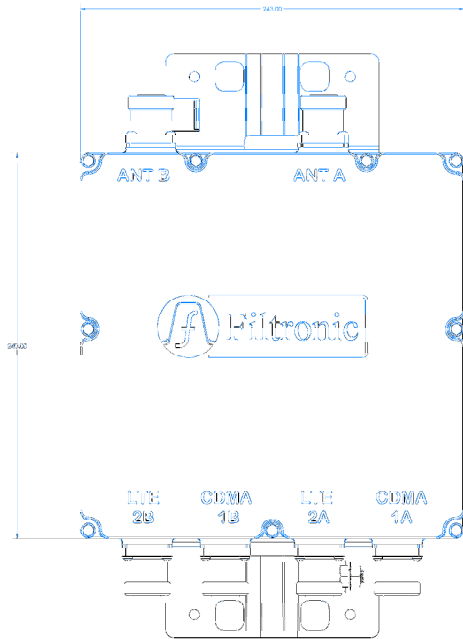
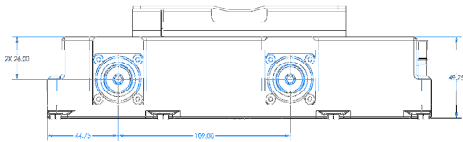
Transparency Path	Ports 2A/2B (LTE) to ANT1/2
DC Transparency Power	+32V @ 2.5A max.
Voltage Drop @ 1A	0.3V typical
Communications Band	2.176 +/-100 ppm or Ericsson Proprietary Systems to 12 MHz
Comm Band Return Loss	15 dB typical

Environmental Specifications

Operating Temperature	-40°C to +50°C
Altitude	2500m
Ingress Protection	IP67
RoHS/WEEE	Compliant
Salt Fog	GR-487
Lightning Protection	IEC 61312-1

Mechanical Characteristics

Connectors	7-16 DIN Female, Long Neck
Chassis Grounding	M8 with two nuts/washers
Weight	11.5 lbs (5.2 kg)
Dimensions	243 x 240 x 50 mm (9.6 x 9.5 x 2 in) (excluding brackets & connectors)
Mounting Options	Wall, Tray or Pole Using Stainless Steel Brackets
Finish	Powder Coated
Color	Light Gray
MTBF	> 1,000,000 Hours



EMEA

Filtronic Wireless Ltd
Unit 3, Airport West
Lancaster Way,
Yeadon, Leeds LS19 7ZA
United Kingdom
+44 (0)113 220 0000

Americas

Filtronic Wireless Inc.
700 Marvel Rd
Salisbury, MD 21801
United States of America
+1 410 202 8811

All rights reserved - Specifications are subject to change



DTS-PCC030-V2-1